

Total, Índice de Precios al Consumidor (IPC)





Índices - Serie de empalme
2003 - 2020

Mes	2003	2004	2005	2006	2007	2008	2009	2010	2011	2012	2013	2014	2015	2016	2017	2018
Enero	50.42	53.54	56.45	59.02	61.80	65.51	70.21	71.69	74.12	76.75	78.28	79.95	83.00	89.19	94.07	97.53
Febrero	50.98	54.18	57.02	59.41	62.53	66.50	70.80	72.28	74.57	77.22	78.63	80.45	83.96	90.33	95.01	98.22
Marzo	51.51	54.71	57.46	59.83	63.29	67.04	71.15	72.46	74.77	77.31	78.79	80.77	84.45	91.18	95.46	98.45
Abril	52.10	54.96	57.72	60.09	63.85	67.51	71.38	72.79	74.86	77.42	78.99	81.14	84.90	91.63	95.91	98.91
Mayo	52.36	55.17	57.95	60.29	64.05	68.14	71.39	72.87	75.07	77.66	79.21	81.53	85.12	92.10	96.12	99.16
Junio	52.33	55.51	58.18	60.48	64.12	68.73	71.35	72.95	75.31	77.72	79.39	81.61	85.21	92.54	96.23	99.31
Julio	52.26	55.49	58.21	60.73	64.23	69.06	71.32	72.92	75.42	77.70	79.43	81.73	85.37	93.02	96.18	99.18
Agosto	52.42	55.51	58.21	60.96	64.14	69.19	71.35	73.00	75.39	77.73	79.50	81.90	85.78	92.73	96.32	99.30
Septiembre	52.53	55.67	58.46	61.14	64.20	69.06	71.28	72.90	75.62	77.96	79.73	82.01	86.39	92.68	96.36	99.47
Octubre	52.56	55.66	58.60	61.05	64.20	69.30	71.19	72.84	75.77	78.08	79.52	82.14	86.98	92.62	96.37	99.59
Noviembre	52.75	55.82	58.66	61.19	64.51	69.49	71.14	72.98	75.87	77.98	79.35	82.25	87.51	92.73	96.55	99.70
Diciembre	53.07	55.99	58.70	61.33	64.82	69.80	71.20	73.45	76.19	78.05	79.56	82.47	88.05	93.11	96.92	100.00

Fuente: DANE.

Nota: La diferencia en la suma de las variables, obedece al sistema de aproximación y redondeo.

Actualizado el 5 de agosto de 2020

	
	
	
	
Índice de 2018 = 100,00	
2019	2020
100.60	104.24
101.18	104.94
101.62	105.53
102.12	105.70
102.44	105.36
102.71	104.97
102.94	104.97
103.03	
103.26	
103.43	
103.54	
103.80	
